


크로스 플랫폼을 지향
하는 ALM, 당황하지
않고 VSO로 백! 끝!

박대식 MVP(Visual Studio ALM)
한상훈 MVP(ASP.NET/IIS)



이 세션에서 다룰 내용은?

tech·days
Korea 2014
개발자 컨퍼런스

Windows 뿐만 아니라
Android, iOS 도
VSO로 끝!



VSO란?

- VSO(Visual Studio Online) = ALM + Cloud Service
 - <http://www.visualstudio.com>



VSO 시작하기

- 로그인 계정 필요

- Microsoft 계정 또는 Azure AD 계정

Visual Studio

Microsoft account [What's this?](#)

someone@example.com

Password

Keep me signed in

Sign in

[Can't access your account?](#)

[Sign in with a single-use code](#)

Visual Studio

Create a Visual Studio Online Account

Full name *

Jamal Hartnett

Contact e-mail *

jamalhartnett@live.com

Country/Region *

Please select

Account URL * [?](#)

https://fabrikam.visualstudio.com

Microsoft and its family of companies may send me emails with news, offers and opportunities for developers. I can withdraw my consent at any time.

Create Account

By clicking **Create Account**, you agree to the [Terms of Service](#) and [Privacy Statement](#).

VSO 시작하기

- 팀 프로젝트 생성 및 팀 멤버 추가

Create your first project

Welcome. Your account, [Francis Totten](#), has been created and is ready to go. The next step is to create your first team project where you'll host your code and backlog. [Learn more](#)

Project name: *

Description:

Version control: * Team Foundation Version Control [Learn more](#)
 Git [Learn more](#)

Process template: [Learn more](#)

[Create project](#)

Visual Studio Online

Francis Totten | [Settings](#) [Help](#)

Overview **Users**

Assign licenses

[+ Add](#) Edit Delete

Sign-in address: [x](#)

License: [Info](#) [Send Invitation](#)

Name	License
Francis Totten	Eligible MSDN Subscriber

Users

MSDN (pending validation)	1
Total	1

Licenses

Free [Learn more](#)

Basic
(0 of 5 assigned)

Monthly [Learn more](#)

No monthly licenses
[Learn how to set up billing](#)

MSDN [Learn more](#)

No MSDN Subscribers

Stakeholder [Learn more](#)

No Stakeholder licenses

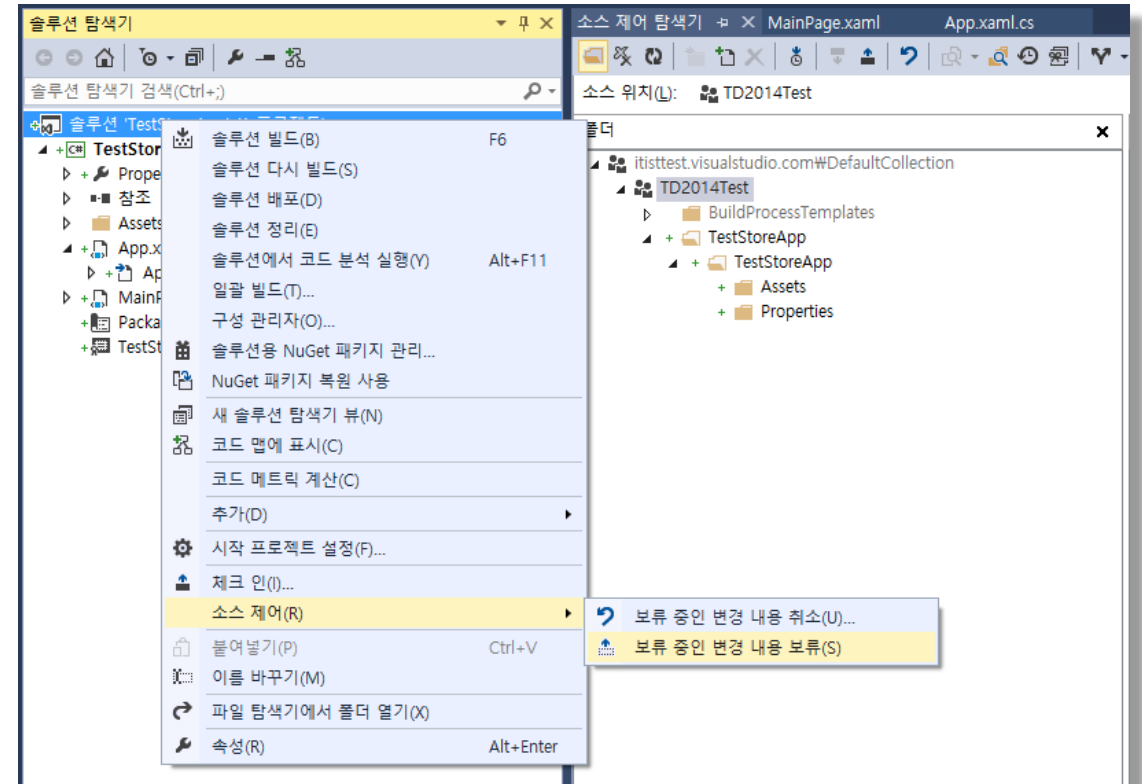
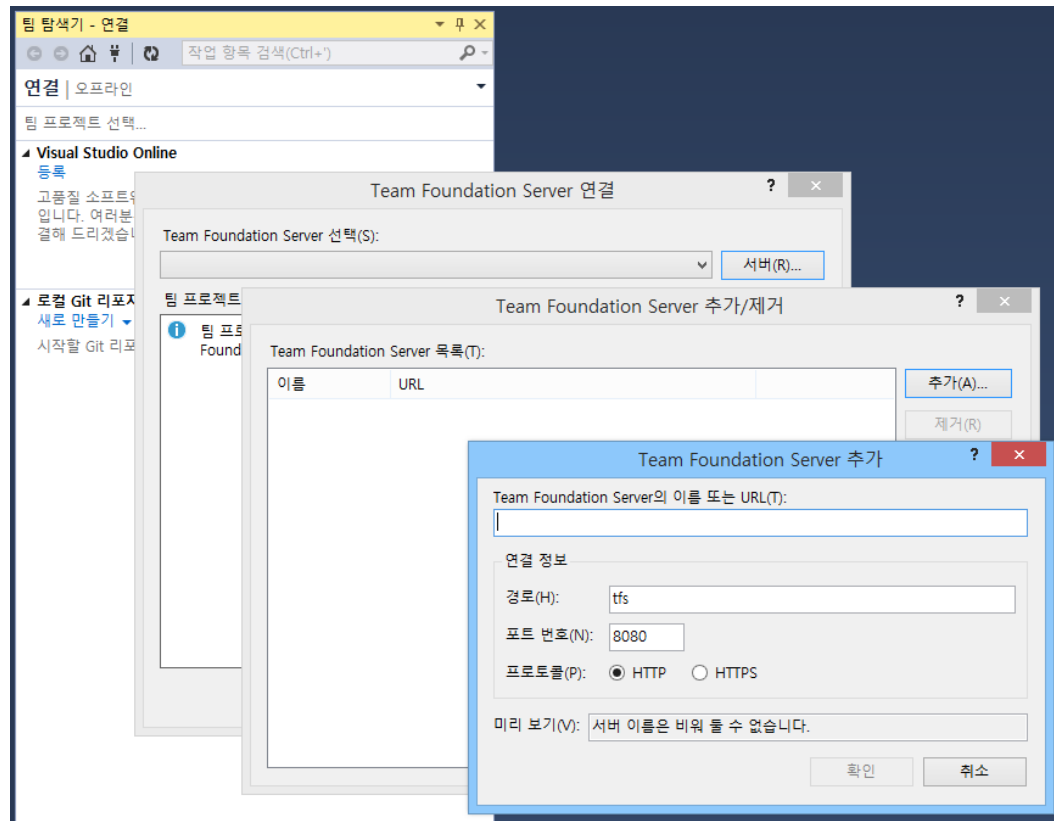
Demo

Visual Studio Online 시작하기

VSO + Visual Studio

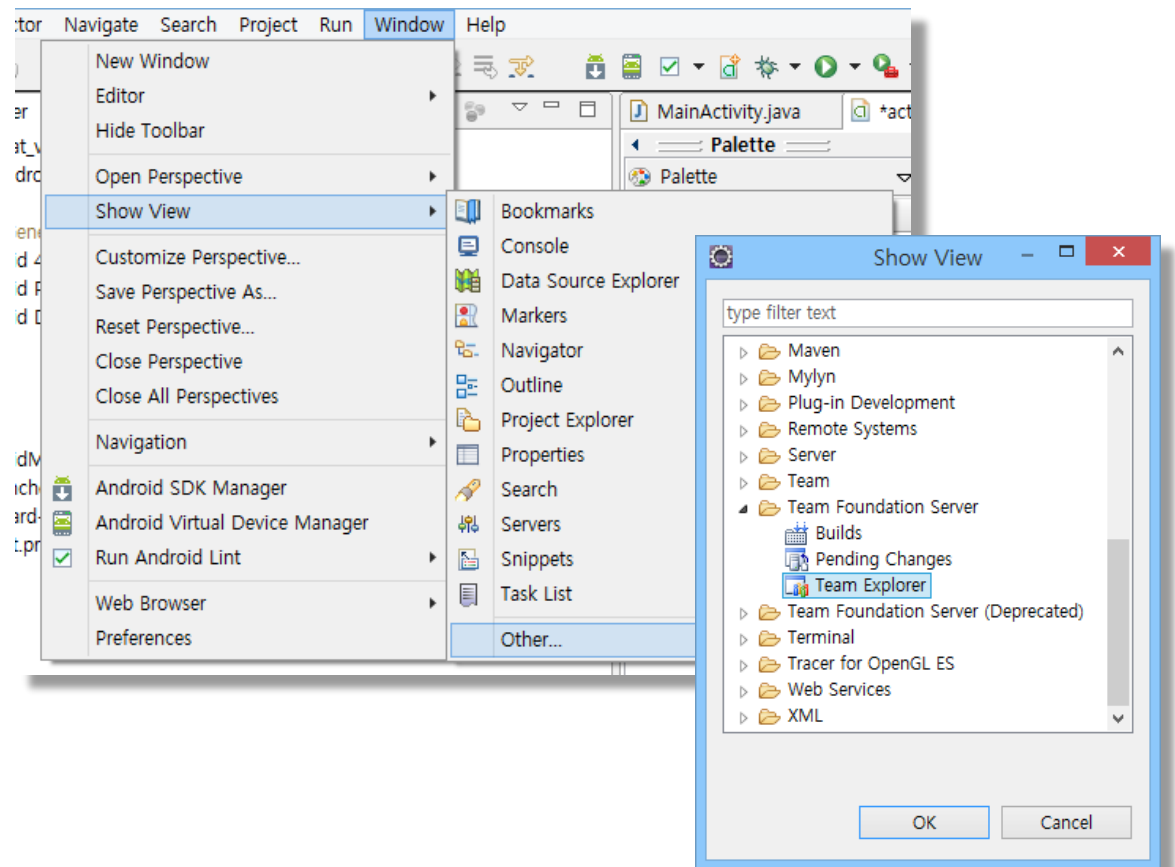
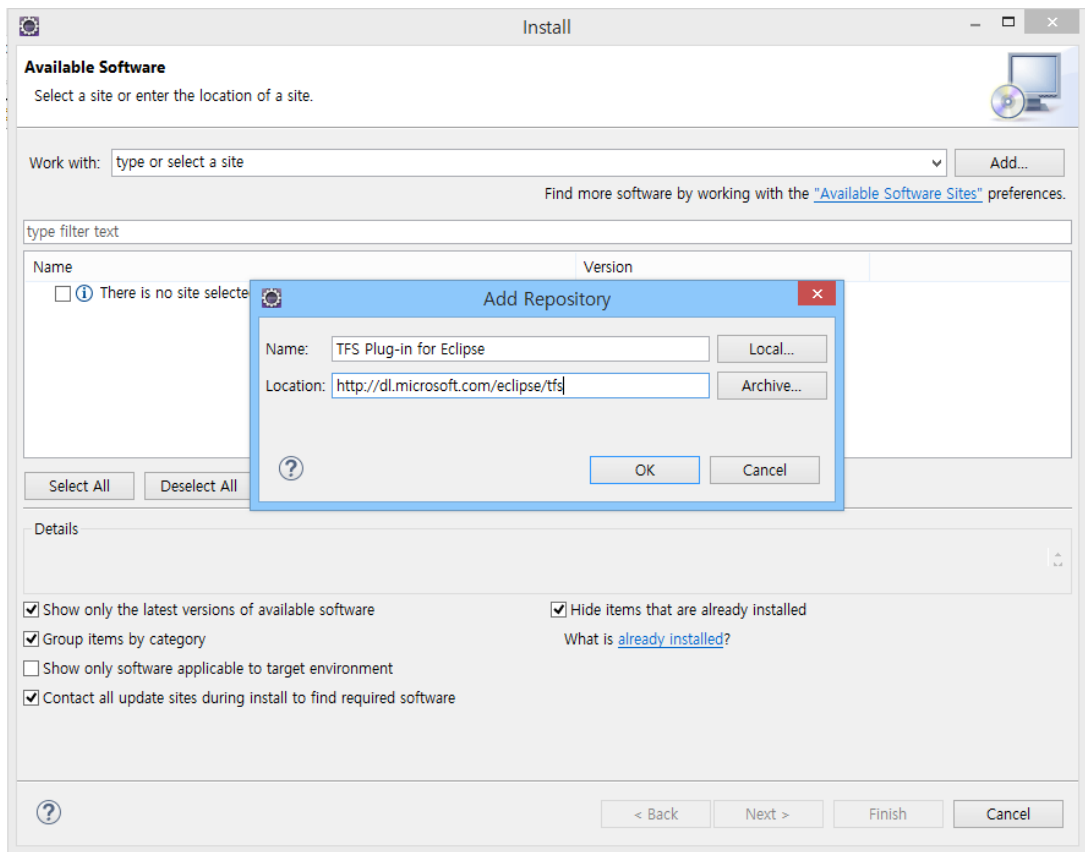
- Team Explorer

- <http://www.microsoft.com/ko-kr/download/details.aspx?id=40776>



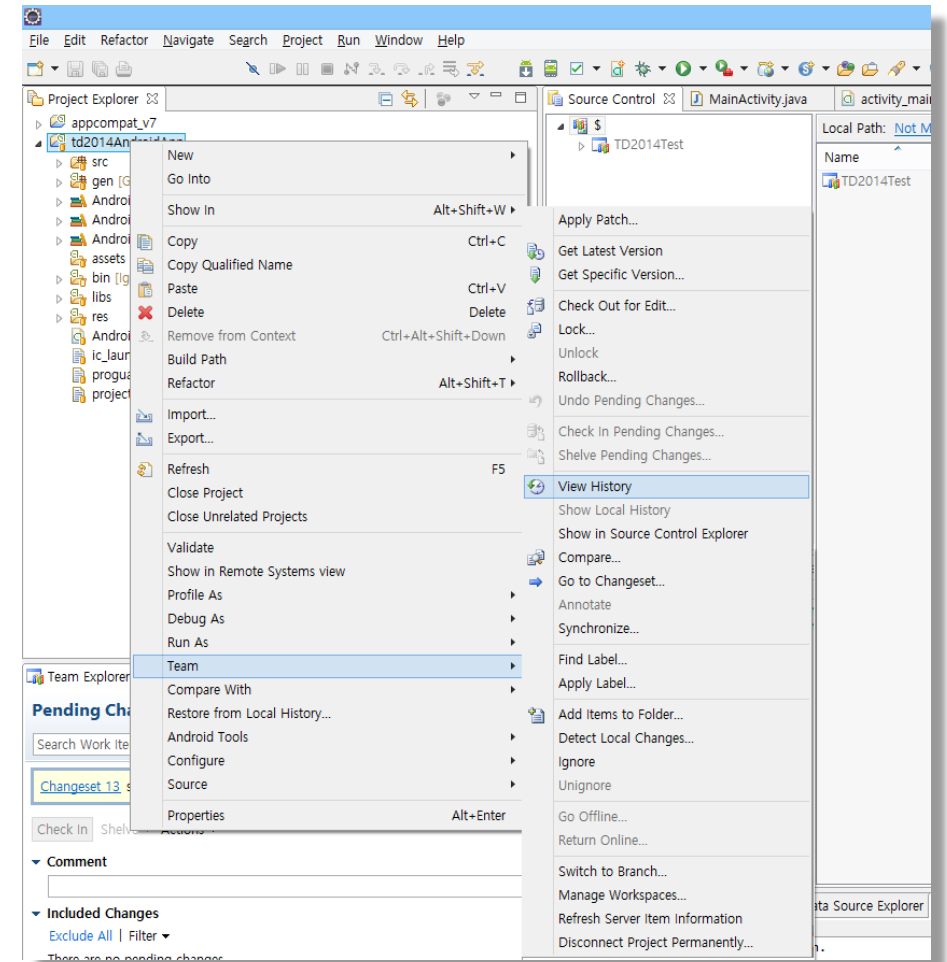
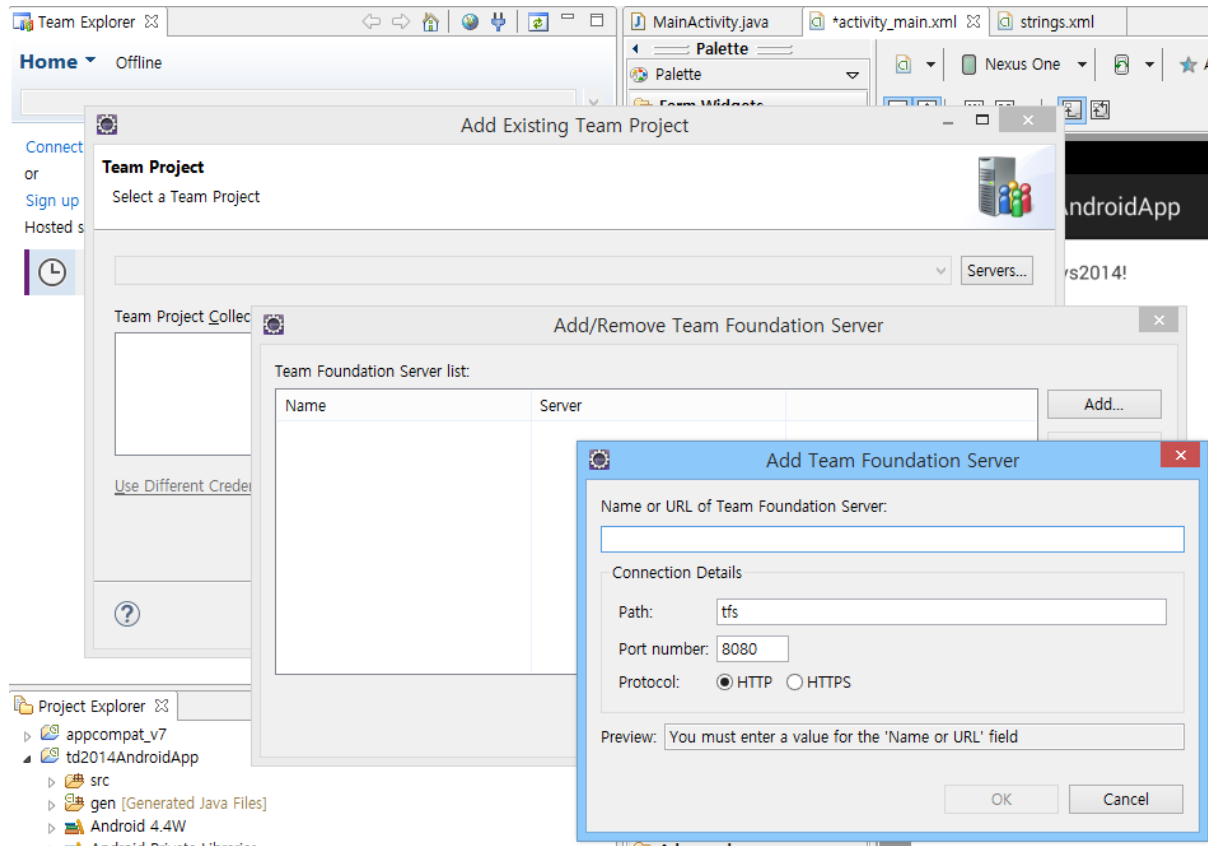
VSO + Eclipse

- Team Explorer Everywhere의 TFS Plugin for Eclipse
- <http://dl.microsoft.com/eclipse/tfs>



VSO + Eclipse

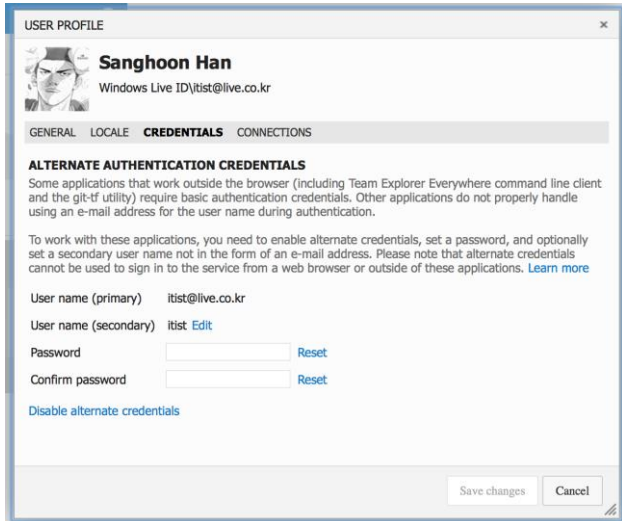
- Visual Studio와 동일한 기능 제공



VSO + Xcode

• Git Repository + Git Plug-In for Xcode

- 대체 자격 증명 설정, 리포지토리 복제



GitTest5 ▾

This repository is empty

No content was found in the GitTest5 repository. To get started, you need to do one of the following options:

▸ Clone the empty repository

If you are starting on an entirely new project, you can clone the empty repository to your local machine and then work locally before pushing changes back to the server.

From Visual Studio

You can [Clone](#) a repository after connecting with Team Explorer.

From the command line

You can clone the project using the following command:

```
git clone https://itisttest.visualstudio.com/DefaultCollection/_git/GitTest5
```

Note, before you can use the command line, you'll need to [enable basic authentication](#) for your account.

▸ Push an existing repository

If you already have an existing Git repository, you can push it to the server.

From Visual Studio

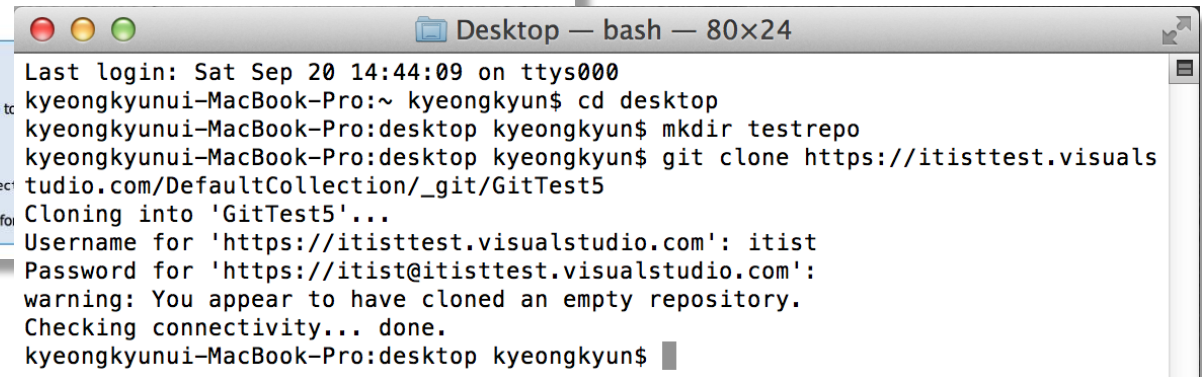
You can [Push](#) a repository after connecting with Team Explorer and [adding the Git repository](#).

From the command line

You can push the project using the following commands:

```
git remote add origin https://itisttest.visualstudio.com/DefaultCollection/_git/GitTest5
git push -u origin --all
```

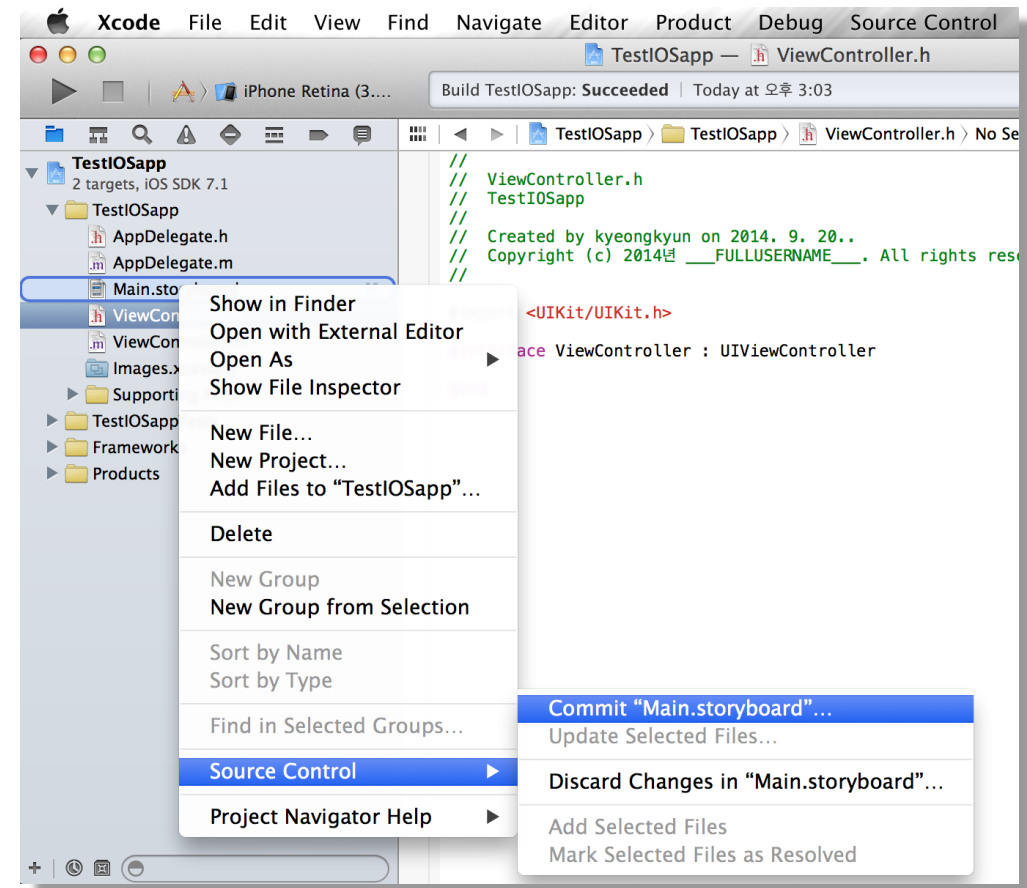
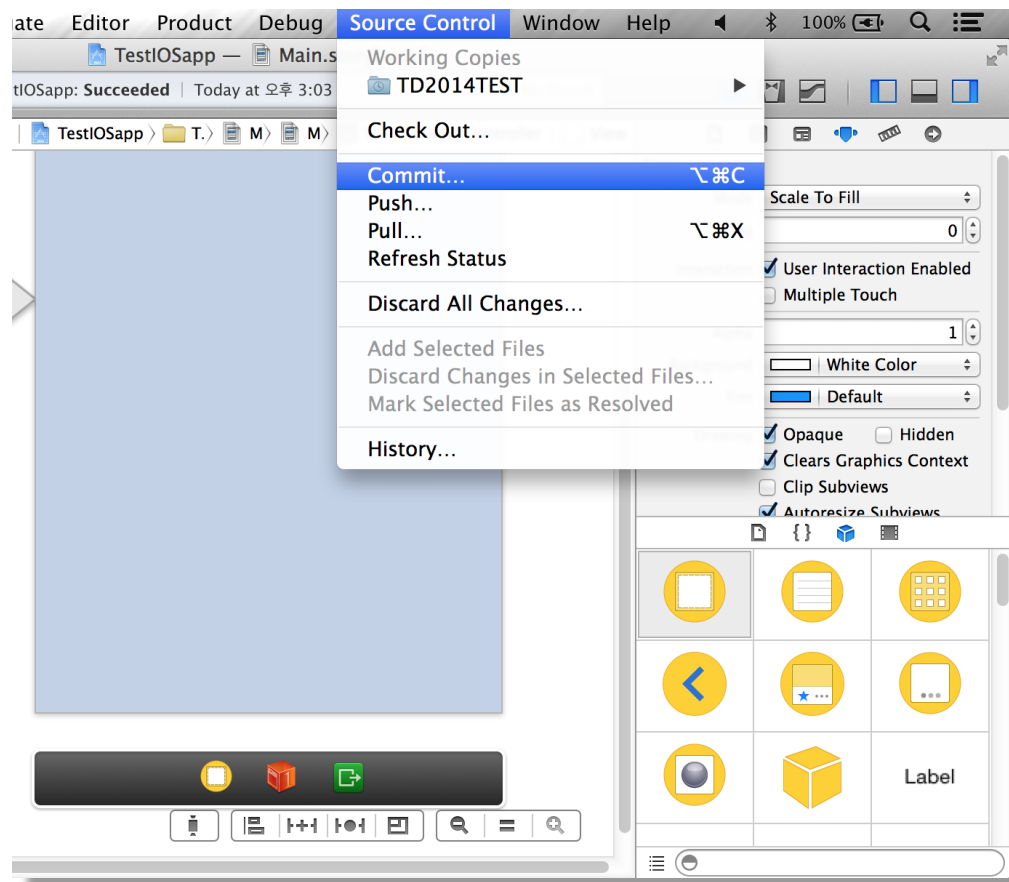
Note, before you can use the command line, you'll need to [enable basic authentication](#) for your account.



VSO + Xcode

- Git Repository + Git Plug-In for Xcode

- 리포지토리에 코드 추가(Commit, Push), 소스 제어

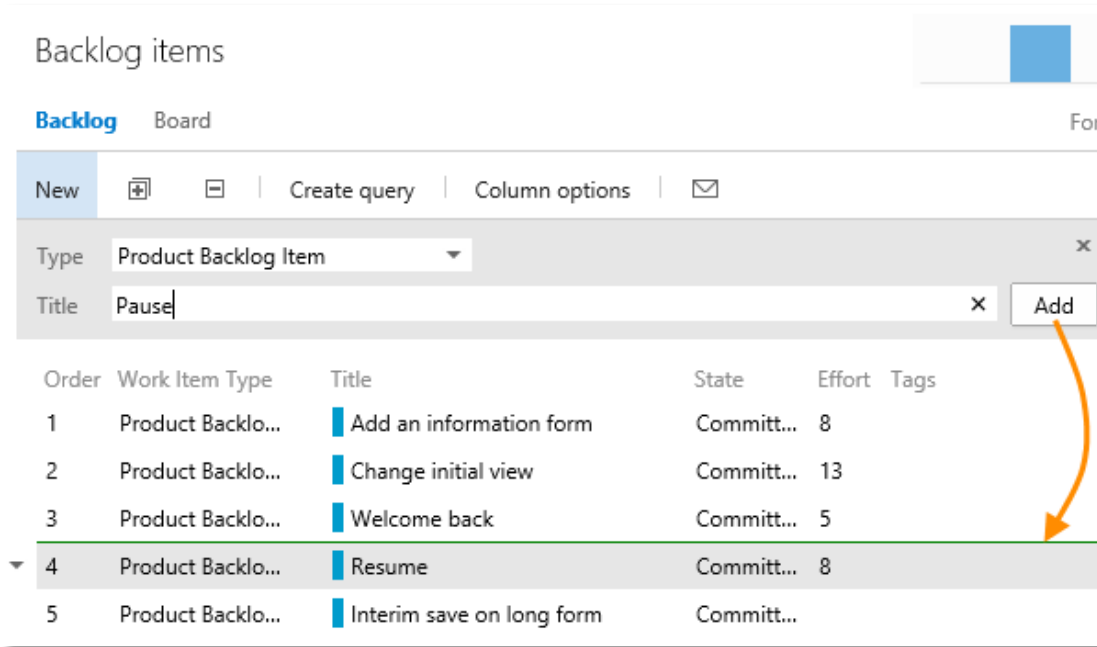


Demo

Visual Studio Online으로 버전 제어 끝!

이슈 관리

- Product Backlog 관리
- Kanban Board 활용



Backlog items

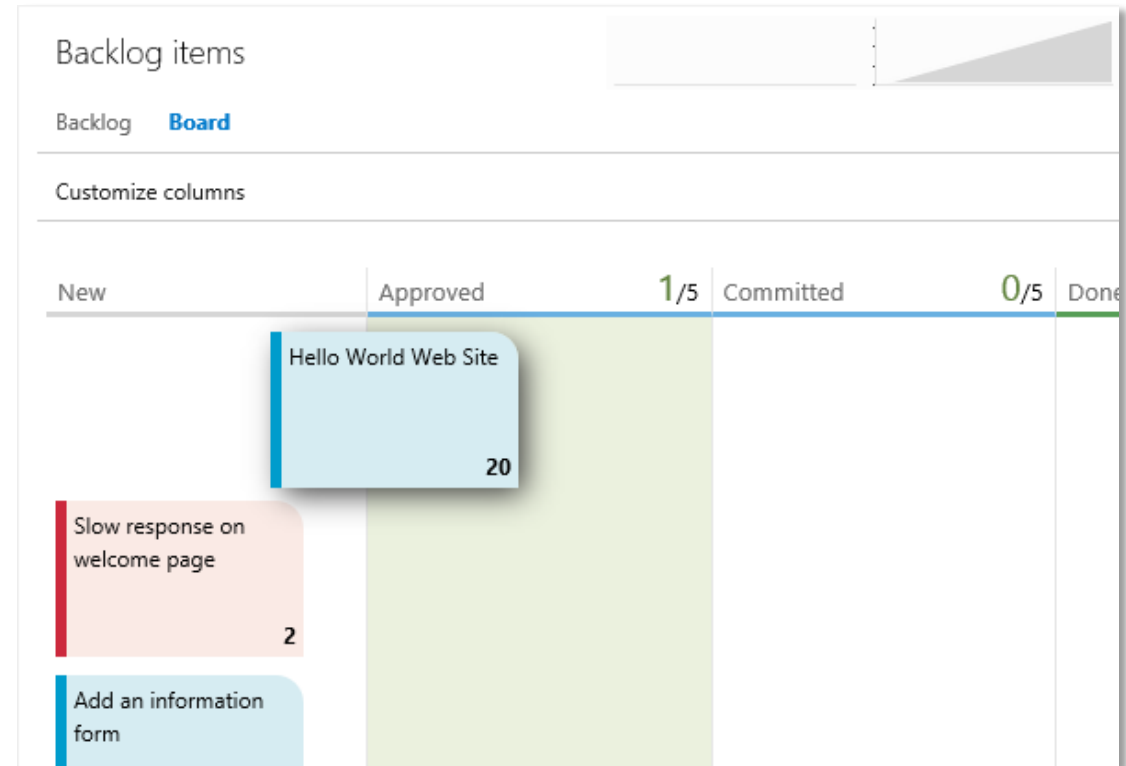
Backlog Board

New [Add] [Remove] | Create query | Column options | [Email]

Type Product Backlog Item

Title Pause [X] Add

Order	Work Item Type	Title	State	Effort	Tags
1	Product Backlo...	Add an information form	Committ...	8	
2	Product Backlo...	Change initial view	Committ...	13	
3	Product Backlo...	Welcome back	Committ...	5	
4	Product Backlo...	Resume	Committ...	8	
5	Product Backlo...	Interim save on long form	Committ...		



Backlog items

Backlog Board

Customize columns

New Approved 1/5 Committed 0/5 Done

Hello World Web Site
20

Slow response on welcome page
2

Add an information form

작업 관리

- 개발 일정 관리
- 담당자에게 작업 할당

ITERATIONS

Select the iterations you want to use for iteration planning (sprint planning). Selected iterations will appear in your backlog view as iterations available for planning.

New New Child

Iterations Start Date End Date

Fabrikam Fiber Website Backlog iteration for this team

Release 1

Sprint 1 **Set dates** 1

Sprint 2

Sprint 3

Sprint 4

Sprint 5

Sprint 6

Sprint 7

Release 2

Release 3

Release 4

EDIT ITERATION

Sprint 1

Iteration Name Sprint 1

Start Date

End Date

Location Fabrikam Fi...

January, 2013

Su	Mo	Tu	We	Th	Fr	Sa
30	31	1	2	3	4	5
6	7	8	9	10	11	12
13	14	15	16	17	18	19
20	21	22	23	24	25	26
27	28	29	30	31	1	2
3	4	5	6	7	8	9

Today: 1/3/2013

HOME CODE WORK BUILD TEST

Backlog items Work items

Product backlog

Current

Sprint 1

Future

Sprint 2

Sprint 3

Sprint 4

Sprint 5

Sprint 6

Sprint 1

Backlog Board Capacity

Create query Column options

Title

+ Hello World Web Site

- Welcome Screen
- Change background color
- About Screen
- + Slow response on welcome page
 - Rework opening animation
- + Change initial view
- + Add an information form
 - Auto-complete user's name in form if logged in
 - Auto-save
- + Welcome back

팀 커뮤니케이션

- Team Room을 이용한 질의/응답 및 진행상황 공유

The screenshot shows a chat interface for a channel named "Fabrikam Fiber". At the top, it displays "May 03, 2013" and "Live". The chat history includes:

- A system message: "Bug #462 Avatar does not load in home page." (12:09 pm)
- A message from "...Pokrovskaya" to "@Jamal Hartnett": "is this the bug you were talking about? #462?" (12:10 pm)
- A response from "Jamal Hartnett": "yes, that's the one - can you take a look at it?" (12:10 pm)
- A response from "...Pokrovskaya": "Sure, I'll do that now." (12:10 pm)
- A response from "Jamal Hartnett": "Thanks." (12:10 pm)
- A system message: "Changeset 185023 Sprint 47 Update" by "Johnnie McLeod" (12:13 pm), with a badge indicating "2 files edited".
- A system message: "AL.Gated 1302.144 failed" with a "Build Summary" link (3:36 pm).

At the bottom, there is a text input field with the placeholder "Post a message".

개발 현황 모니터링

- 작업 항목 쿼리
- 진행 상황 시각화 - 차트

Filters for top level work items

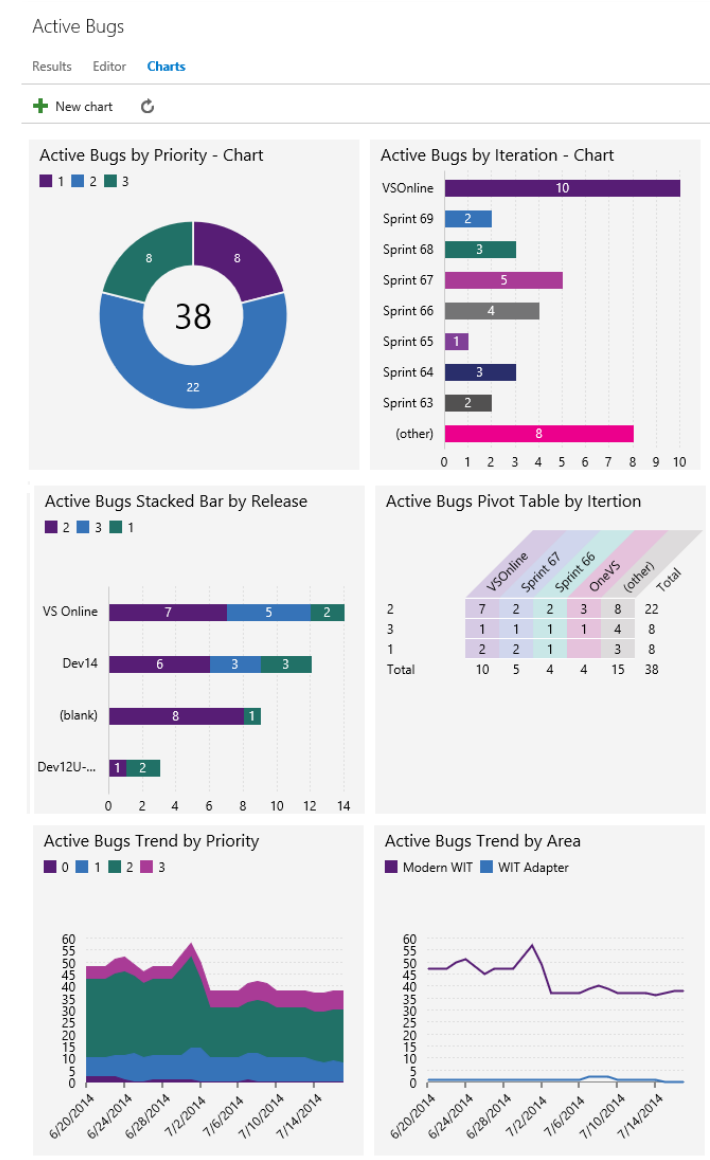
And/Or	Field	Operator	Value
<input type="checkbox"/>	Team Project	=	@Project
<input checked="" type="checkbox"/> And	Assigned To	Was Ever	@Me

[Add new clause](#)

Filters for top level work items

And/Or	Field	Operator	Value
<input type="checkbox"/>	Team Project	=	@Project
<input checked="" type="checkbox"/> And	Work Item Type	=	[Any]
<input checked="" type="checkbox"/> And	Changed Date	>=	@Today - 3

[Add new clause](#)



Demo

Visual Studio Online으로 ALM 끝!

VSO 및 ALM 관련 사이트

Visual Studio Online

<http://www.visualstudio.com/products/what-is-visual-studio-online-vs>

Application Lifecycle Management & Team Foundation Server

<http://msdn.microsoft.com/ko-kr/library/fda2bad5.aspx>

Microsoft ALM Korea Community

<https://www.facebook.com/groups/MicrosoftALMKorea/>

세션 내용에 대한 문의

박대식 MVP: webmars@naver.com

한상훈 MVP: itist@live.co.kr

감사합니다!

